

CSI REVIEW SERIES

**Inventory of WHO/HQ Relationships with
Nongovernmental Organizations**

February 2002

Civil Society Initiative

External Relations and Governing Bodies



WORLD HEALTH ORGANIZATION

Inventory of WHO/HQ Relations with Nongovernmental Organizations

Background

In October 2001 CSI requested all WHO/ HQ technical departments to provide information about nongovernmental organizations (NGOs) with which they have substantial relations. The aim was to obtain an estimate of the extent to which departments work with NGOs, with and without official relations (OR), and to get an impression of what kind of activities and types of agreements are involved in WHO-NGO relationships.

This report contains parts of the information collected ; concerning numbers and types of WHO-NGO relationships by cluster or by department.

Data Analysis

According to the information received to date there are a *total* of 482 relationships¹ between WHO departments and NGOs as defined above.

Annex 1 shows that 44% of those are with NGOs in *official relations* while 56% of them are *not*.

Annex 2 shows the distribution of NGO relations by HQ cluster. NMH ranks the highest with 117 relations, followed by CDS and SDE .

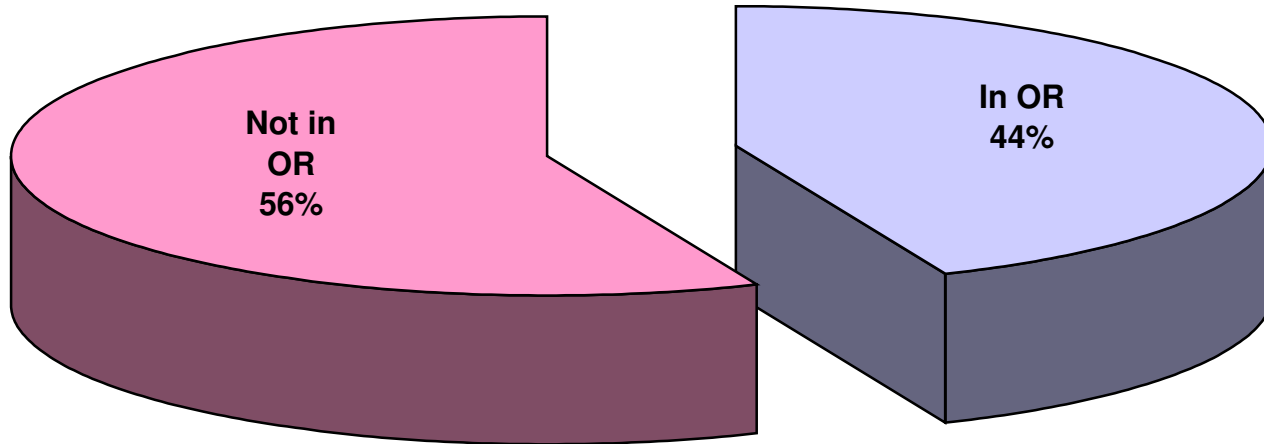
Annex 3 gives a picture, *by HQ department* of the *proportion of NGO in official relations* versus *those not* in official relations . The proportion of relationships with NGOs not in official relations is significantly higher in CDS (mainly in STB), and in EIP (mainly in IMD), while HTP collaborates mainly with NGOs in official relations (mainly in BCT).

Annex 4 gives a rough assessment of what *types of NGOs* are involved in relationships with WHO and indicates that 47% of all relationships are with NGOs dealing with health problems and treatment-related issues, while professional organizations account for 12% and the category of "other" includes 41%.

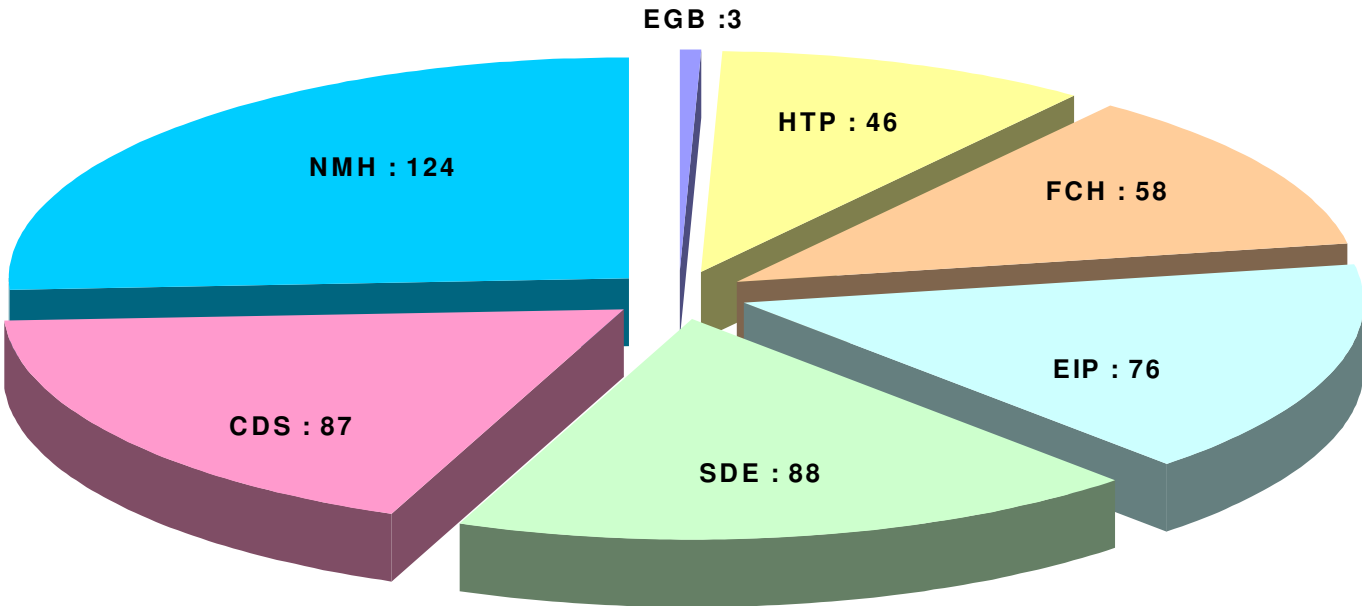
The table in **annex 5** provides an *overview of WHO-NGO relations, by department* , whether or not in official relations. Based on an interpretation of the name of the NGO and, where reported, the nature of the collaboration, the NGOs were classified according to the categories: professional, health problem specific and others.

¹ To make data more comparable with that of other departments, the total list of 162 individual NGOs submitted by NMH/TFI has been aggregated on the basis of the broad NGO alliances they belong to.

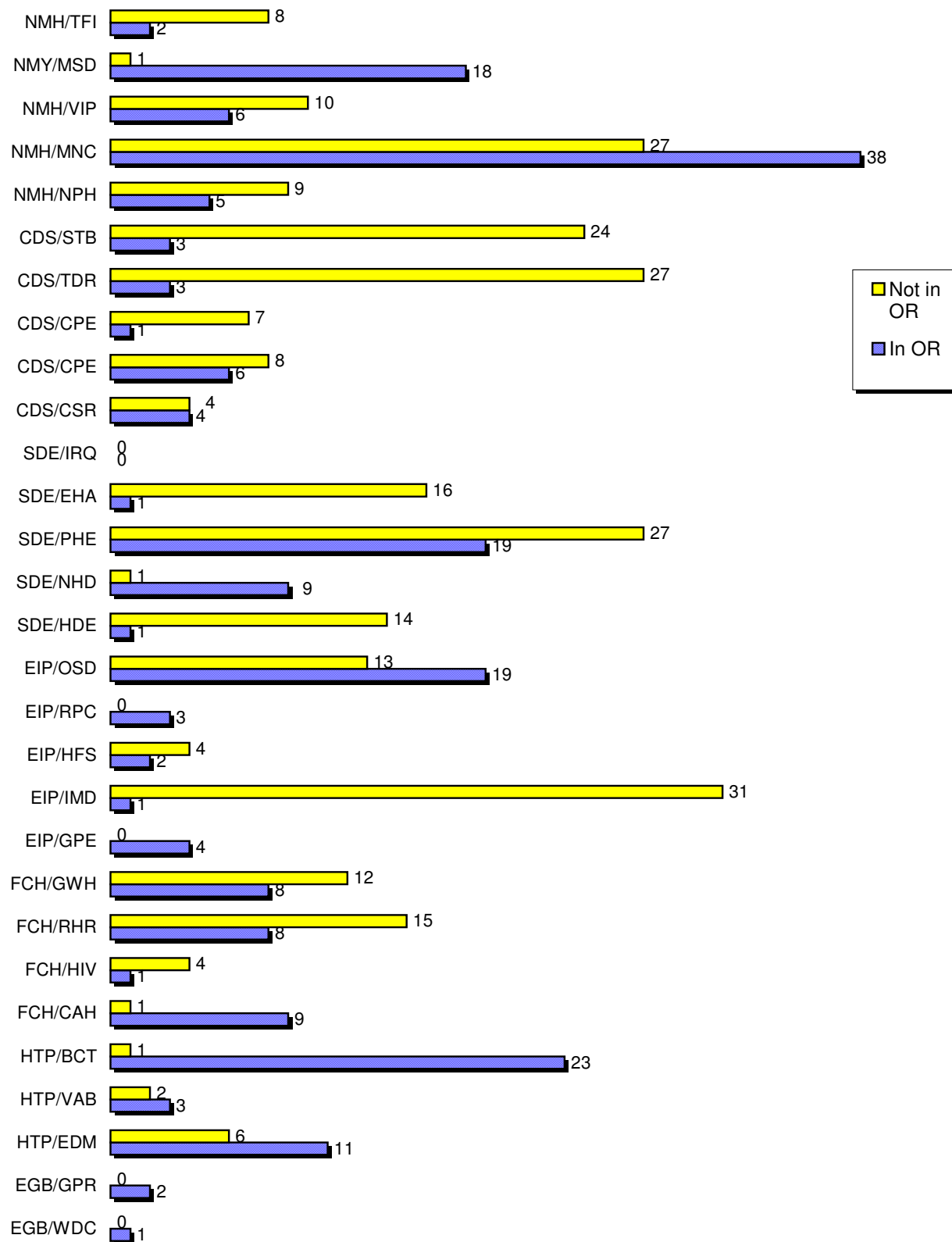
**Total WHO/HQ relationships with NGOs
in and not in Official Relations (OR)
February 2002**



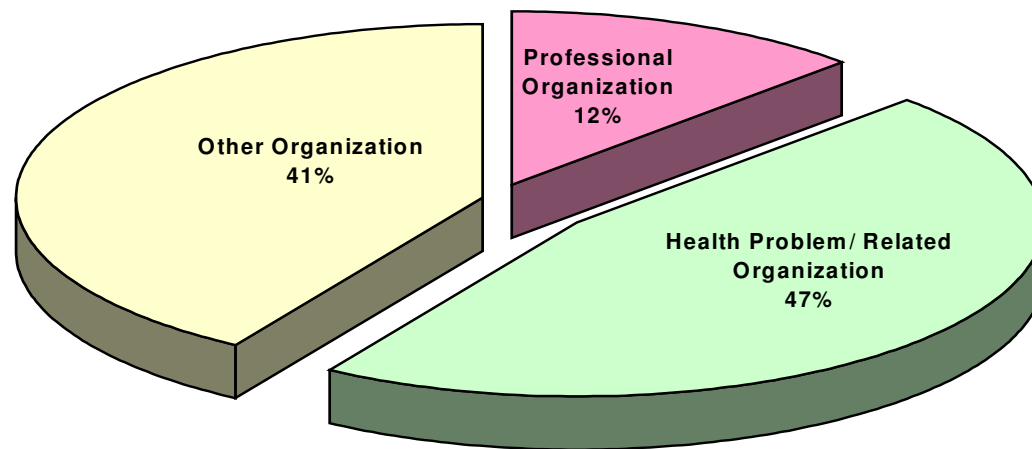
WHO-CSO Relationships by Cluster February 2002



WHO - CSO relationships by Departments February 2002



**WHO- NGOs relationships by type of Organizations
Total (In OR and not in OR)
February 2002**



WHO/HQ- NGO RELATIONSHIPS
February 2002

| Cluster | Department | Professional Organization | | | Health problem specific Organization | | | Other Organization | | | Total | | Total |
|--------------|----------------------|---------------------------|-----------|-----------|--------------------------------------|------------|------------|--------------------|------------|------------|------------|------------|------------|
| | | In OR | Not in OR | Total | In OR | Not in OR | Total | In OR | Not in OR | Total | In OR | Not in OR | |
| EGB | WDC | | | - | | | - | 1 | | 1 | 1 | - | 1 |
| EGB | GPR | 1 | | 1 | | | - | 1 | | 1 | 2 | - | 2 |
| EGB | EGB Sub-total | 1 | | 1 | | | - | 2 | | 2 | 3 | - | 3 |
| HTP | EDM | 4 | 2 | 6 | 6 | 2 | 8 | 1 | 2 | 3 | 11 | 6 | 17 |
| HTP | VAB | 2 | | 2 | | | - | 1 | 2 | 3 | 3 | 2 | 5 |
| HTP | BCT*** | 5 | | 5 | 16 | 1 | 17 | 2 | | 2 | 23 | 1 | 24 |
| HTP | HTP Sub-total | 11 | 2 | 13 | 22 | 3 | 25 | 4 | 4 | 8 | 37 | 9 | 46 |
| FCH | CAH | 4 | | 4 | 2 | 1 | 3 | 3 | | 3 | 9 | 1 | 10 |
| FCH | HIV | | | - | 1 | 2 | 3 | | 2 | 2 | 1 | 4 | 5 |
| FCH | RHR | 2 | | 2 | 6 | 13 | 19 | | 2 | 2 | 8 | 15 | 23 |
| FCH | GMH | 2 | | 2 | 2 | | 2 | 4 | 12 | 16 | 8 | 12 | 20 |
| FCH | FCH Sub-total | 8 | - | 8 | 11 | 16 | 27 | 7 | 16 | 23 | 26 | 32 | 58 |
| EIP | GPE | | - | - | 3 | | 3 | 1 | | 1 | 4 | - | 4 |
| EIP | IMD | | 3 | 3 | | 6 | 6 | 1 | 22 | 22 | 1 | 31 | 32 |
| EIP | HFS | | - | - | 2 | 1 | 3 | | 3 | 3 | 2 | 4 | 6 |
| EIP | RPC | | - | - | | | - | 3 | | 3 | 3 | - | 3 |
| EIP | OSD | 10 | 7 | 17 | 2 | 1 | 3 | 7 | 5 | 12 | 19 | 13 | 32 |
| EIP | EIP Sub-total | 10 | 10 | 20 | 7 | 8 | 15 | 11 | 30 | 41 | 28 | 48 | 76 |
| SDE | HDE | | | - | | 2 | 2 | 1 | 12 | 13 | 1 | 14 | 15 |
| SDE | NHD | | | - | 6 | 1 | 7 | 3 | | 3 | 9 | 1 | 10 |
| SDE | PHE | 2 | 3 | 5 | 10 | 5 | 15 | 7 | 19 | 26 | 19 | 27 | 46 |
| SDE | EHA | - | - | - | | 4 | 4 | 1 | 12 | 13 | 1 | 16 | 17 |
| SDE | IRQ | - | - | - | | | - | | | - | - | - | - |
| SDE | SDE Sub-total | 2 | 3 | 5 | 16 | 12 | 28 | 12 | 43 | 55 | 30 | 58 | 88 |
| CDS | CSR | 1 | - | 1 | 2 | 4 | 6 | 1 | | 1 | 4 | 4 | 8 |
| CDS | CPE | 1 | - | 1 | 5 | 3 | 8 | | 5 | 5 | 6 | 8 | 14 |
| CDS | TDR | - | - | - | 1 | 1 | 2 | | 6 | 6 | 1 | 7 | 8 |
| CDS | STB | 2 | 1 | 3 | 1 | 19 | 20 | | 7 | 7 | 3 | 27 | 30 |
| CDS | RBM | - | - | - | | 2 | 2 | 3 | 22 | 22 | 3 | 24 | 27 |
| CDS | CDS Sub-total | 4 | 1 | 5 | 9 | 29 | 38 | 4 | 40 | 44 | 17 | 70 | 87 |
| NMH | NPH | 1 | 2 | 3 | 2 | 7 | 9 | 2 | | - | 5 | 9 | 14 |
| NMH | MNC | 3 | - | 3 | 29 | 19 | 48 | 6 | 8 | 8 | 38 | 27 | 65 |
| NMH | VIP | 2 | - | 2 | 3 | 6 | 9 | 1 | 4 | 4 | 6 | 10 | 16 |
| NMH | MSD | - | - | - | 17 | 1 | 18 | 1 | | - | 18 | 1 | 19 |
| NMH | TFI | - | - | - | 2 | 5 | 7 | - | 3 | 3 | 2 | 8 | 10 |
| NMH | NMH Sub-total | 6 | 2 | 8 | 53 | 38 | 91 | 10 | 15 | 25 | 69 | 55 | 124 |
| TOTAL | | 42 | 18 | 60 | 118 | 106 | 224 | 50 | 148 | 198 | 210 | 272 | 482 |

